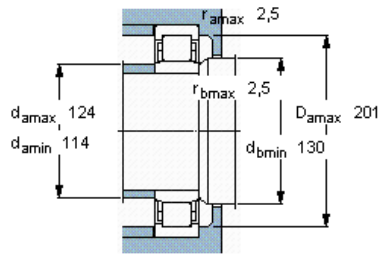
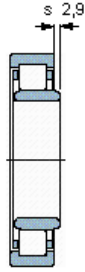
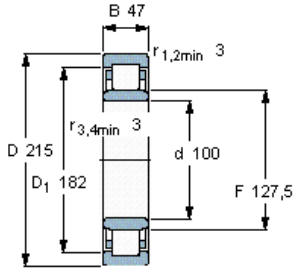
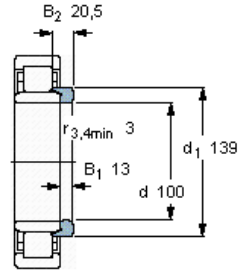


Cylindrical roller bearings, single row

| Principal dimensions | | | Basic load ratings | | Designation | Angle ring |
|----------------------|-----|----|--------------------|--------------|-------------------------------|-------------|
| d | D | B | dynamic C | static C0 | * SKF Explorer bearing | Designation |
| mm | | | kN | | - | - |
| 100 | 215 | 47 | 450 | 440 | NU 320 ECM * | HJ 320 EC |



Calculation factors
 k_r 0,15
 e 0,2 γ 0,6



HJ 320 EC
 Mass kg 0,87